



PrePass Fact Sheet

MISSOURI







November 2024

Missouri has been part of the PrePass system since 2002 and currently has PrePass deployed at 14 sites. Across Missouri and the nation, PrePass helps facilitate freight movement by allowing prequalified trucks to be electronically screened and then safely bypass weigh stations at highway speeds.






PrePass is a service offered by PrePass Safety Alliance, formerly HELP Inc., a public private partnership (P3) established in 1993 between states and the trucking industry. The Alliance is the nation's only non-profit P3 established specifically to promote safety and efficiency in commercial transportation. Since 1993, the Alliance has invested over \$1 billion nationally to provide PrePass.

PrePass by the numbers

Missouri benefits since 2002

-  **3,555,565¹** hours saved
-  **17,066,772²** gallons of fuel saved
-  **37,674³** metric tons of emissions reductions
-  **\$26,079,534** invested: infrastructure & maintenance
-  **42,666,929** successful bypasses using PrePass
-  **\$328,682,151⁴** operational cost savings

National statistics since 1997

-  **1,121,617,247** successful bypasses using PrePass
-  **\$8,751,915,663⁴** operational cost savings
-  **93,467,760¹** hours saved
-  **448,646,899²** gallons of fuel saved
-  **990,364⁵** metric tons of emissions reductions

Numbers as of October 31, 2024. ¹Based on a minimum of 5 minutes saved per screening bypass; ²Based on .4 gallons per pull-in; ³Equivalent to removing 6,716 passenger vehicles from the road through October 2024 per US EPA estimates; ⁴Benefits based on studies by the Iowa State University Center for Transportation Research and Education and the FMCSA; ⁵Equivalent to removing 176,536 passenger vehicles from the road through October 2024 per US EPA estimates

To qualify for PrePass, PrePass Safety Alliance electronically reviews carriers' safety and credential eligibility using data from over 100 federal, state and provincial databases, including the Federal Motor Carrier Safety Administration. Each state determines pull-in rates for PrePass equipped vehicles based on a carrier's Inspection Selection System (ISS) score or other state specific criteria.